



Welcome to Hatchlings



THE WAY WE WORK

We offer a play based curriculum. The principles of practice of Little Ducklings are from the National Guidance on Early Years Foundation Stage provision. We aim to meet the needs of our children and community through practice based on research about how children learn best.

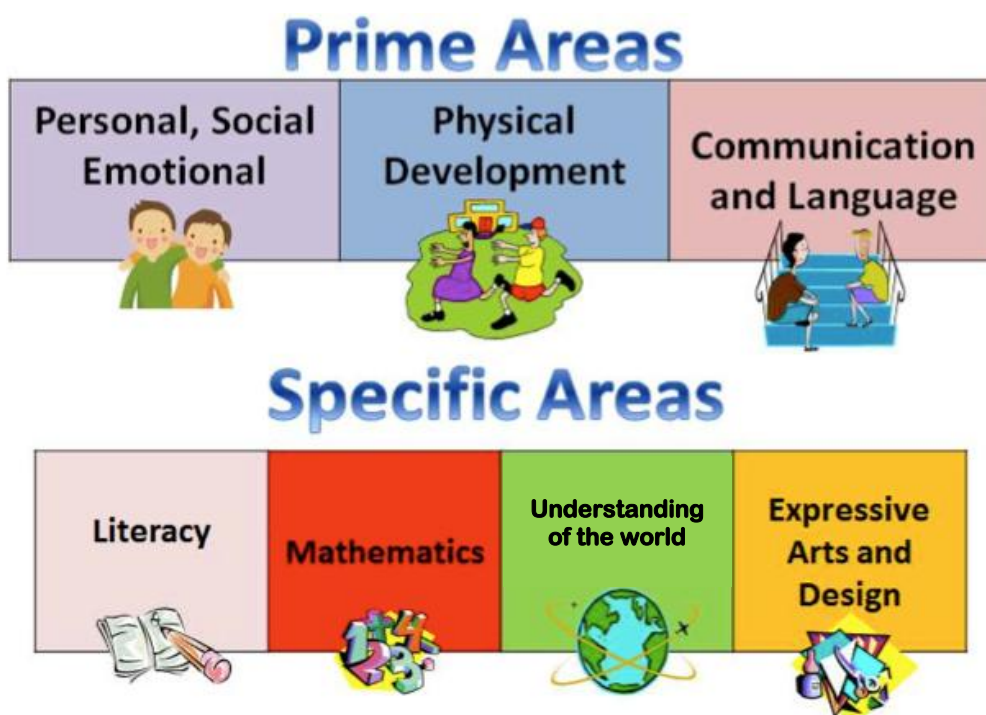
We believe children learn best through purposeful play

This means...


- Being respected as a **unique child**, an individual with their own needs and interests.
- Growing strong and independent through the support of **positive relationships** with and between their parents and staff.
- **Enabling environments**, indoors and outdoors, which are planned to support and extend children's learning and development.
- Understanding that children's **learning and development** happens in different ways and at different rates and that all areas of their learning are connected and important.

EARLY YEARS AND FOUNDATION STAGE (EYFS)

The curriculum for this age is divided into 7 areas:



We also track 3 *Characteristics of Learning*:

| CHARACTERISTICS OF LEARNING | |
|---|---|
| <p>1. Playing and exploring - engagement</p> <ul style="list-style-type: none">• Finding out and exploring• Playing with what they know• Being willing to 'have a go' <p>2. Active learning - motivation</p> <ul style="list-style-type: none">• Being involved and concentrating• Keeping trying• Enjoying achieving what they set out to do <p>3. Creating and thinking critically - thinking</p> <ul style="list-style-type: none">• Having their own ideas• Making links• Choosing ways to do things |  |



Children take a snack break when they need it (we provide milk or water and fresh fruit and sometimes have a 'special snack')


TAPESTRY



An easy to use online learning journal, Tapestry helps staff and parents to record, track and celebrate children's progress in the Early Years Education. Parents can add photos and comments they would like to share with the setting about their child's learning.

YOUR KEY PERSON

Every child has a 'key person', their special adult in the setting. Your first point of contact about your child in nursery will usually be his/her Key person. This person will have regular group sessions with their 'key children' and they will be the ones keeping your child's learning journal up to date.



WORKING TOGETHER

Please help your child get the most out of Hatchlings...

- As we play outside everyday please make sure your child has the right clothing for the weather e.g. named sunhat, coat, wellies and footwear that fits securely around their feet. They need to wear clothes that can be played in, that can get messy and support toilet independence.
- Keep sick children at home as germs spread very quickly amongst the under 5s and nursery staff.
- Be a rich source of additional information, skills and ideas.



Share information about your child:

- Interests, abilities, worries, medical conditions, allergies, changes at home that might affect him/her.
- Changes to emergency contact names and numbers.
- Make time to look at and contribute to his/her Tapestry journal.
- Each child has a communication book filled in each day by staff on their sleep/nappy changes, meals and activities. Also parents are encouraged to provide information on them, to let staff know, if for example teething, sleepless nights.

Join in and enjoy nursery life

- Use the parents' notice boards and read newsletters.
- Come along to the different events, Stay and plays and celebrations we offer through the year.

ARRIVING IN THE HATCHLINGS ROOM

Please make sure that you complete the 'Getting to know me' form included in the welcome pack and please keep us up to date with your child's needs. One of the best ways doing this is talking to the adults in the room when you arrive in the Hatchlings room. Because of the level of care required at a young age, children in the Hatchlings have a communication book in order for staff to briefly record the events of your child's day. Due to the children crawling around the setting we have a gate at the entrance so that outdoor shoes are not worn in the play area. Thank you for helping us to maintain this hygiene provision.

HELPING YOUR CHILD

We know that children go through great changes during their time in the Hatchlings Room and every child is different and goes at their own pace. Here are a few things you can do to help them make the most of their time.

Help them to...

- Spend time interacting with carers and build a special bond with their key person.
- Share stories and rhymes to promote listening and attention skills during circle time, 1 to 1 or in a small group
- Begin to understand and communicate their needs in a variety of ways e.g. gurgling, babbling, crying and gestures.
- Begin to understand yes and no and some boundaries.

You can...

- Model how to say words and sentences correctly.
- Praise your child for every small step they make.
- Join in play and creative activities with your child showing them how to play, not telling them what to do.



A good start in Hatchlings involves building good partnerships and trusting relationships between children, parents and staff.



If you have any questions please come and talk to us or phone us and we will be happy to help you. There are never any questions that are too small when it comes to your children, so please do not hesitate to contact us.

Tel: 01842 762055

Email: littleducklings@drake.norfolk.sch.uk