

Lesson Sequence



1. Compare the effect of different factors on plant growth



2. Describe the functions of different parts of a flowering plant



3. Investigate the way in which water is transported within plants



4. Explore the part that flowers play in the life cycle of flowering plants

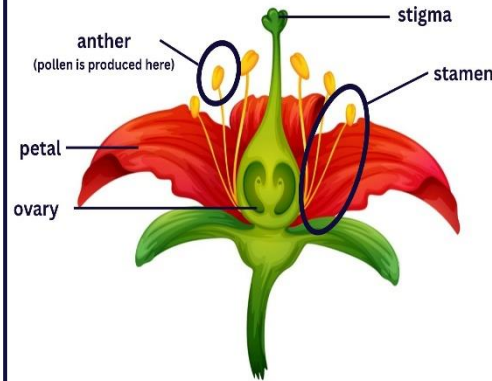


5. Understand the pollination process and ways in which seeds are dispersed

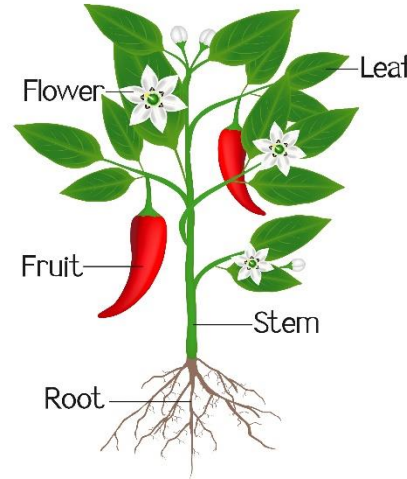


6. Compare the effect of different factors on plant growth

Parts of a Flower

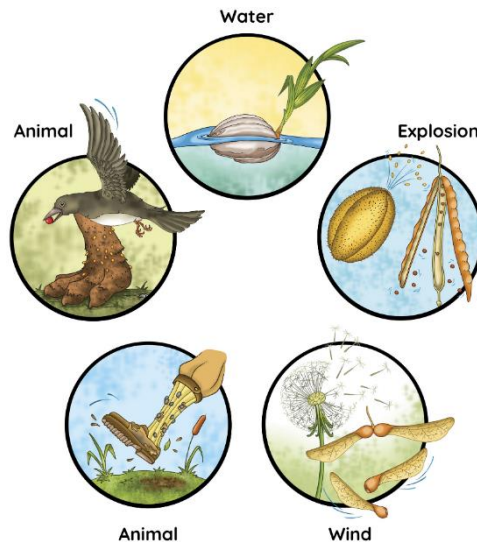


Parts of a Plant

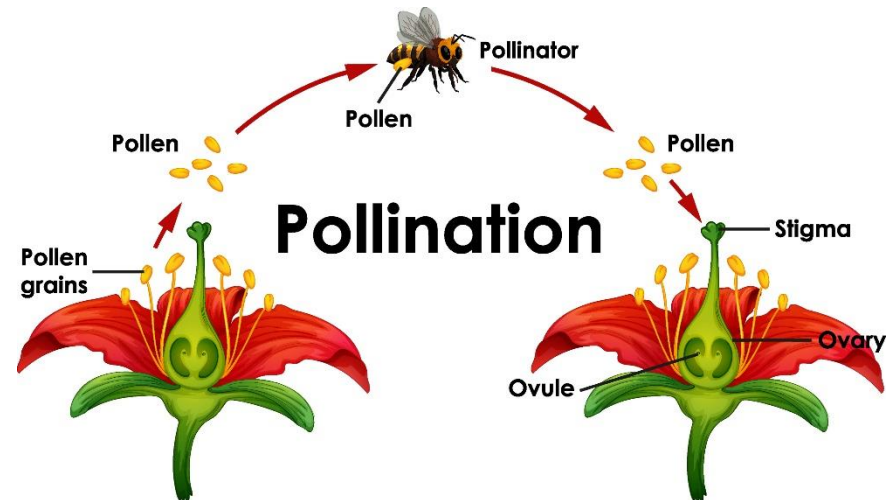


1. The roots of a plant absorb water from the soil and anchor it.
2. The stem transports water to the leaves.
3. The leaves make food for the plant through photosynthesis
4. The flower is where the plant reproduces through the processes of pollination, fertilization, seed formation and dispersal.

Seed Dispersal



Pollination





Rocket Words

function	a job that part of a living thing has to keep it alive
nutrients	a substance that is needed for healthy growth, development and functioning
photosynthesis	the process in which green plants use sunlight, water and carbon dioxide to make their own food
stamen	the male part of the flower
anther	the top of the stamen that produces the pollen
stigma	the female part of a plant that is sticky to collect pollen
pollen	a fine powder produced by certain plants for the pollination process
pollination	the process by which pollen is moved from the male to the female part of a flower
seed dispersal	the scattering or spreading of seeds